

End-of-Journey > Multiple Rack Cages

MHBC68

Palm Cove Cage

The Securabike approach to designing bicycle cages and shelters is that they are:

- Open and inviting
- Safe and secure
- Modern and attractive
- Easy to use

Various steel roof options
optional Polycarbonate panels



CBR2GS / BBR501 shown


PLEASE NOTE:

Rack selection and AS2890 compliance could reduce the quantity of bicycles to be parked within the cage. Please consult our sales team for free layout drawings and advice.


Choice of mesh cladding:



Stainless Steel Wires
INFILLSSW



50 x 50 x 4mm galvanised mesh
INFILLWMESH



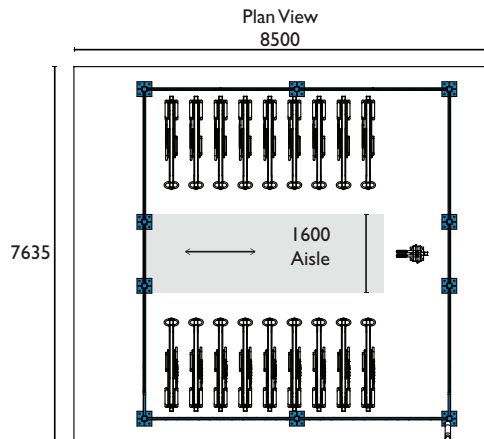
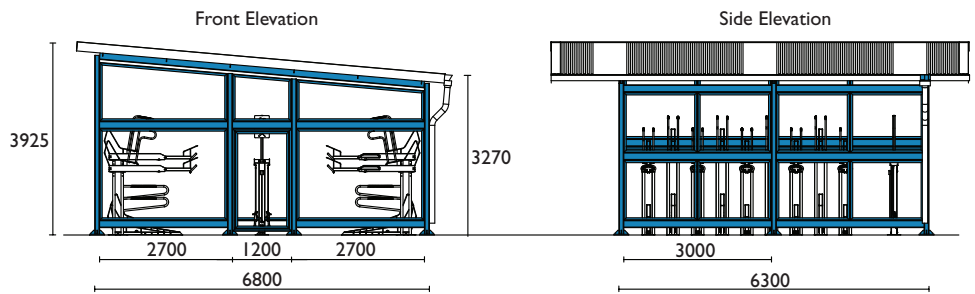
71 x 9 x 4mm anti-climb mesh
INFILLSCMESH



Redfern
INFILLRED65



50 x 10mm timber slats
INFILLTIM50



The Palm Cove is a modular design that can be expanded using 1500mm wide panels

Product code	Length	No. of Bicycles	No. of Bicycles with BBR501
MHBC68	5500	20	12
MHBC69	7000	32	24
MHBC70	8500	44	36
MHBC71	10000	56	48
MHBC72	11500	68	60

Material Specifications (General)

Structure 100 x 100 x 5mm SHS / 150 x 50mm FIRMLOK® / 50 x 50 x 4mm steel angles
Cladding Various (See Above)
Finish Hot dipped galvanised

